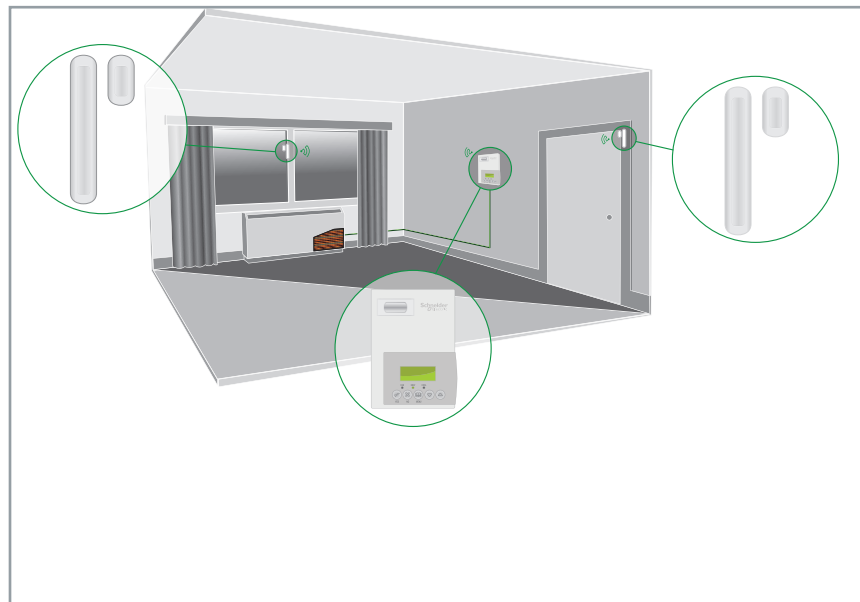
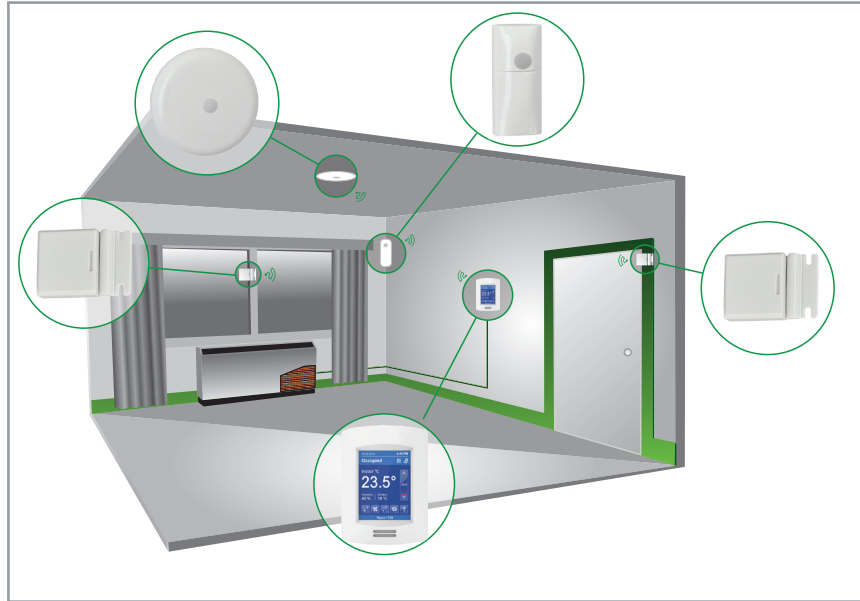


# Compatibility Matrix





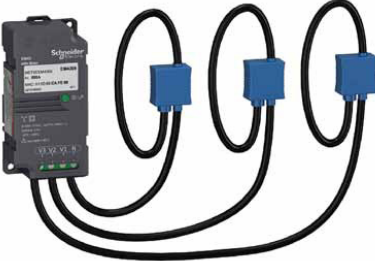
VT7000 & VT8000 Series Room Controllers Pairing With ZigBee Pro Wireless Sensors



### Overview

The following two tables show the minimum requirement for VT8000 firmware, Zigbee Pro Communication modules and MPM firmware to establish communication with Zigbee Pro wireless devices.

### ZigBee Pro Devices compatibility with Room Controllers

ZigBee Pro Device		Room Controller Model	
ZigBee Door/Window/Motion Sensors  SED-CMS-P-5045 SED-WMS-P-5045 SED-WDS-P-5045		VT83x0 VT86x0 VTR83x0  (Not compatible with VT7000)	
ZigBee Door/Window Sensors  SED-WIN-P-5045 SED-DOR-P-5045		(Not compatible with VT8000)  VT7305C VTR73x0	
Zigbee Power Meter (EM4300)  SQD-METSEEM4302 SQD-METSEEM4305 SQD-METSEEM4310 SQD-METSEEM4320		VT83x0 VT86x0 VTR83x0  (Not compatible with VT7000)	