

Room Controller

VT7300 Low Voltage Fan Coil Controller

Technical Cut Sheet

The VT7300 fan coil controllers are specifically designed to provide exceptional temperature control of multi-speed fan coil units with either on/off, floating or 0 to 10 Vdc valves. Also available are advanced models with built-in relative humidity (RH) sensing and dehumidification strategies.



NOTICE

IMPORTANT NOTICE RELATED TO PRODUCT PART NUMBERS

For the latest model and part numbers, please refer to "VT8000 and VT7000 Series Room Controllers Catalog, version 10" (028-6100-10), which can be found on <http://www.viconics.com/>.

This document contains information on active and retired products. The latter are no longer sold by Viconics Technologies or its partners.

For additional information on 7000 Series Room Controllers and a list of replacement part numbers, please visit <http://www.viconics.com/>.

Failure to follow these instructions can result in confusion or order delays.



VT7300 Series room controller Features



AT A GLANCE

- Open protocol allows for easy integration into any network system
- Network Ready models can be retrofit in the field with optional communication modules
- One simple wall mounted device to install, wire and commission
- Familiar “thermostat like” look and feel
- Application specific controllers can be configured to meet most used applications
- No special software required for configuration
- Fully embedded local configuration utility
- Factory installed PIR sensor or PIR ready controller
- Advanced occupancy and monitoring functions
- Simplified user interface
- Hospitality and commercial models available with market specific HMI

Smart energy management has never been easier than with the Viconics VT7300 series fan coil controllers. Designed for both new construction and retrofit projects, the controllers dramatically decrease project delivery costs by reducing installation, configuration and commissioning time. No complex software or tools are required to customize functionality in order to meet your applications requirements. They provide all the advanced features and monitoring functions required by modern building automation systems in a simple, “thermostat like” enclosure.

Introduction

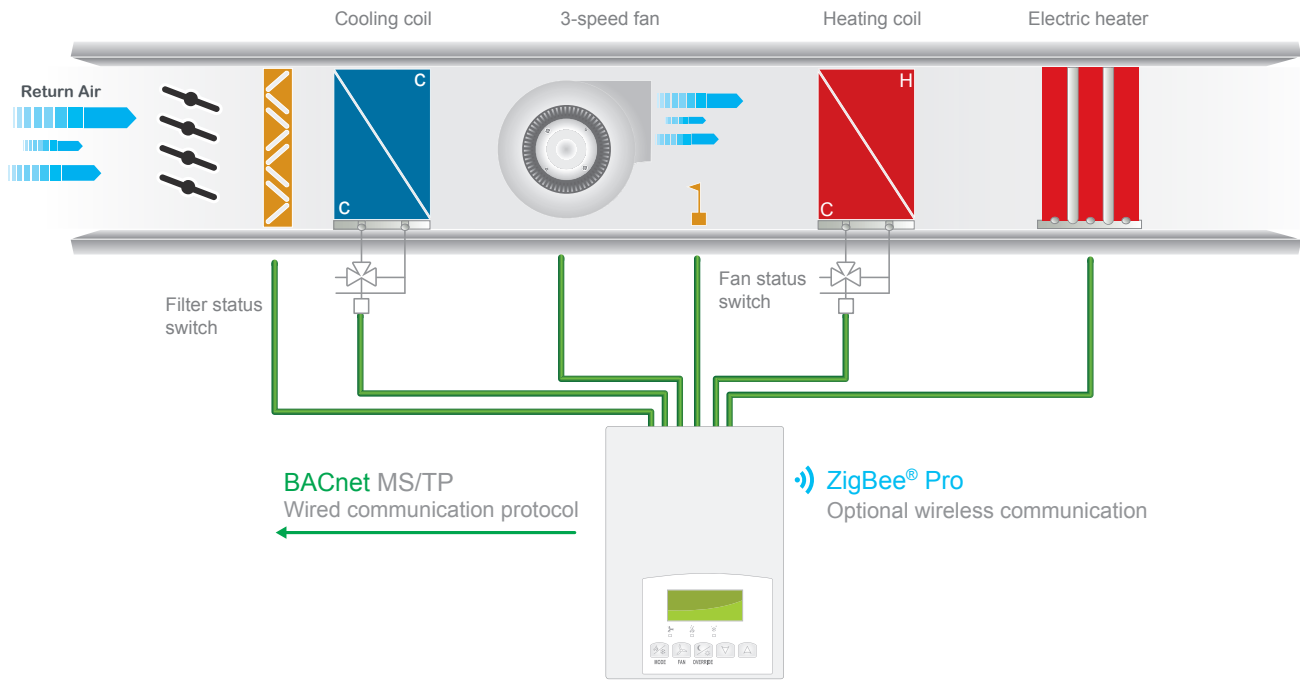
The VT7300 fan coil controllers have been specifically designed to provide exceptional temperature control of multi-speed fan coil units with either on-off, floating or 0 to 10 Vdc valves. Also available are advanced models with built-in RH sensing and dehumidification strategies.

Open protocol design provides network compatibility to BACnet® MS/TP, LonWorks® and Wireless Zigbee Pro® network systems. Our Network Ready “standalone” versions can be field retrofit with optional communication modules which enable the controllers to be integrated into virtually all leading building automation systems as budgets allow or as the building requirements change.

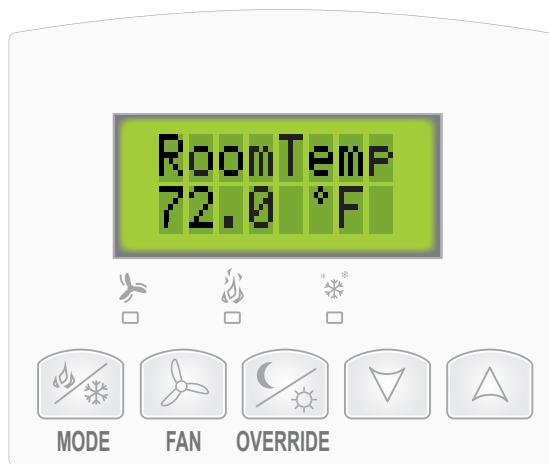
All models can be customized with PIR motion sensor functionality via an optional PIR accessory cover. The cover can be field installed or ordered as a factory installed option. This provide advanced occupancy routines and automatic energy savings during occupied periods without sacrificing occupant comfort.

When compared to traditional building automation controllers, the Viconics VT7300 series fan coil controllers provide unmatched return on investment to building owners while maximizing profits for system integrators.


TYPICAL APPLICATION



MARKET SPECIFIC HMI TAILORS PRODUCT TO APPLICATION



Commercial Application



Hotel and Lodging Application

VT7300 Series Room Controller Specifications

Specifications

Dimensions

12.5cm/4.9in (H) x 8.6cm/3.38in (W) x 2.9cm/1.13in (D)

Power Requirements

19-30Vac, 50/60 Hz; 2 VA (RC & C) Class 2

Operating Conditions

0 °C - 50 °C (32 °F - 122 °F)
0% - 95% R.H. non-condensing

Storage Conditions

-30 °C - 50 °C (-22 °F - 122 °F)
0% - 95% R.H. non-condensing

Temperature Sensor

Local 10 K NTC thermistor

Temperature Sensor Resolution

± 0.1 °C (± 0.2 °F)

Temperature Control Accuracy

±0.5 °C (± 0.9 °F) @ 21 °C (70 °F) typical calibrated

±0.5 RH from 20 to 0% RH at 50 to 90 °F (10 - 32 °C)

Humidity Sensor Precision

±5% RH from 20 to 80% RH

Humidification Setpoint Range

10% RH to 90% RH

Dehumidification Setpoint Range

15% RH to 95% RH

Occ and Unocc Cooling Setpoint Range

12.0 - 37.5 °C (54 - 100 °F)

Occ and Unocc Heating Setpoint Range

4.5 °C - 32 °C (40 °F - 90 °F)

Room and Supply Air Temperature Display Range

-40 °C - 50 °C (-40 °F - 122 °F)

Digital Inputs

Relay dry contact only across C terminal to B11 or B12

Contact Output Rating

30 Vac, 1 Amp. maximum

30 Vac, 3 Amp. in-rush

Analog Output Rating

0 to 10 Vdc into 2KΩ resistance min.

Wire Gauge

18 gauge maximum, 22 gauge recommended

Approximate Shipping Weight

0.75 lb (0.34 kg)

Agency Approvals All Models

UL: UL 873 (US) and CSA C22.2 No. 24 (Canada), File E27734 with CCN XAPX (US) and XAPX7 (Canada)

Industry Canada: ICES-003 (Canada)

FCC: Compliant to CFR 47, Part 15, Subpart B, Class A (US)

CE: EMC Directive 89/336/EEC (Europe Union)

C-Tick: AS/NZS CISPR 22 Compliant (Australia / New Zealand) Supplier Code Number N10696

Agency Approvals Wireless Models

FCC: Compliant to: Part 15, Subpart C

THIS DEVICE COMPLIES WITH PART 15 OF THE FCC RULES. OPERATION IS SUBJECT TO THE FOLLOWING TWO CONDITIONS:
(1) THIS DEVICE MAY NOT CAUSE HARMFUL INTERFERENCE, AND (2) THIS DEVICE MUST ACCEPT ANY INTERFERENCE RECEIVED, INCLUDING INTERFERENCE THAT MAY CAUSE UNDESIRE OPERATION.



Check with your local government for instruction on disposal of these products.



Ordering information

VT73 00

Programmability:

- 0 = No humidity sensor
- 5 = Internal humidity sensor

PIR options:

- 50 = PIR ready but PIR cover not included
- 55 = Factory assembled with PIR cover

Control key function:

- 0 = Override, for commercial applications
- 5 = °C/°F, for hotels/lodging applications

Compatibility:

- C = Floating or on/off digital control outputs
- F = Analogue 0 - 10 VDC control outputs

Communication options:

- B = BACnet® MS/TP
- E = LonWorks®
- P = ZigBee® Pro wireless
- W = ZigBee® wireless
- = Network ready

* Some part number configurations may not be available.